

ROE Display Solutions



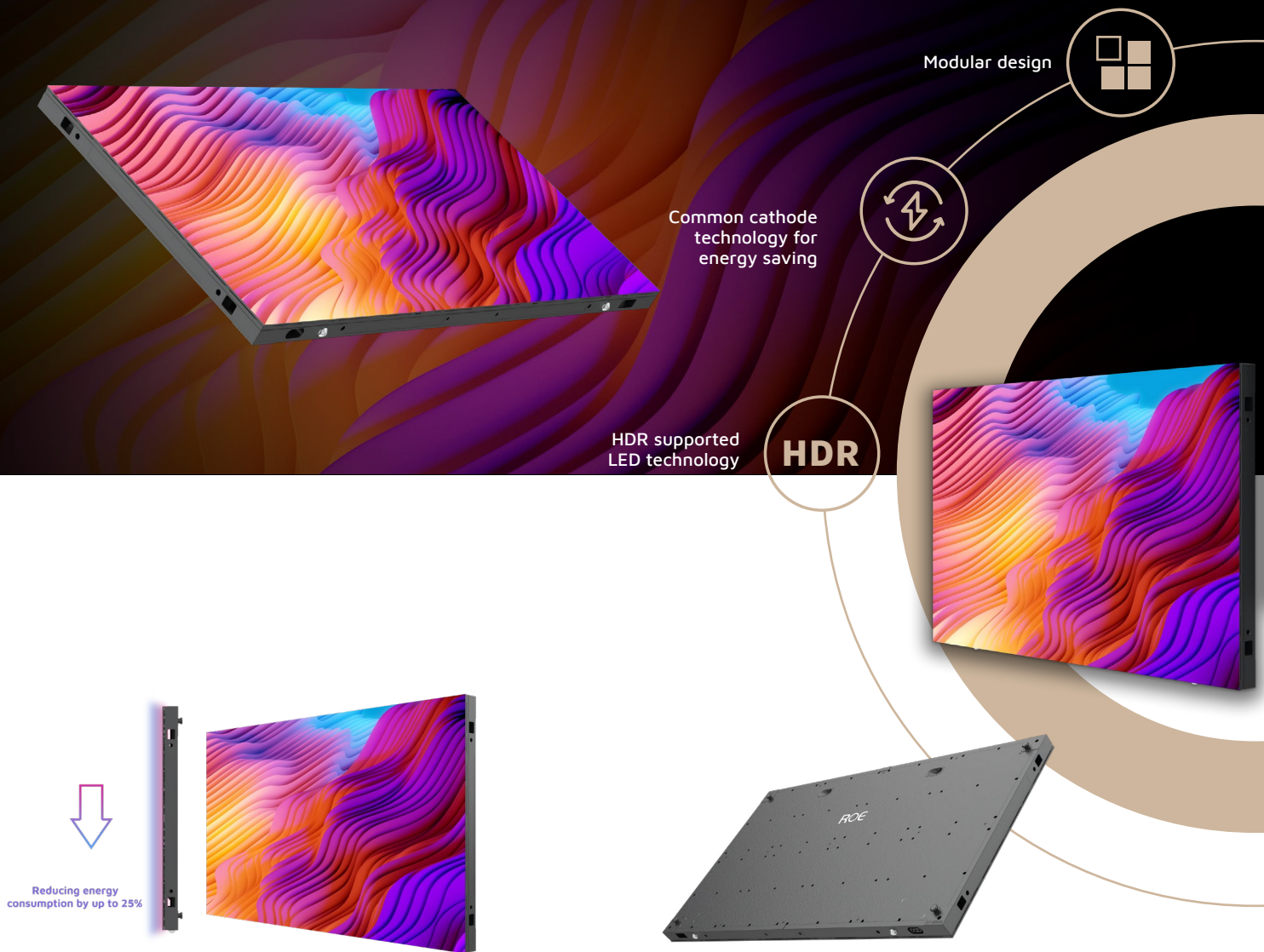
Coral 1.25

Fine Pitch COB LED Panel for Unparalleled Visuals

INDOOR FIXED INSTALL

Coral 1.25: Fine Pitch COB LED Panel for Unparalleled Visuals

Introducing Coral, an exceptional LED panel platform designed for permanent installations. With remarkable visual performance, Coral's Chip on Board technology delivers high contrast, wide color gamut, and exceptional color accuracy, providing an unparalleled high-definition viewing experience. Its energy-efficient common cathode design saves costs and extends the panel's service life, making it a sustainable choice.



Sustainability at its core

Coral utilizes cutting-edge technologies such as common cathode, reducing energy consumption by up to 25% and generating less heat. By extending the service life of the panels, a more sustainable approach is secured.

Flip Chip COB Technology

The Coral series uses COB technology, creating a LED panel with an anti-static and water resistant surface. Due to the COB technology, the LED pixels are protected by a protective surface, even the smallest pixel pitches will have a minimal failure rate. The Coral LED panel has a stable and reliable performance, and minimal maintenance requirements.

Sleek and sophisticated panel design

Coral's super slim panel and carefully selected components exude elegance. With a thickness of only 24mm (total 58mm with wall brackets), Coral seamlessly blends into any environment. Ideal for corporate settings, hospitality venues, control rooms, broadcast facilities, and boardrooms, Coral brings a touch of sophistication to any space.




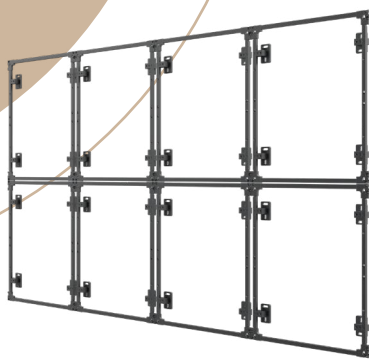
COB Technology



Unique wall mounting structure



16:9 ratio in panel design, native 4K



Effortless Installation and Durability

Bring your vision to life with ease using Coral LED panels. Featuring a 16:9 panel design and native 4K resolution, Coral empowers designers to create innovative displays. Its sleek, zero-bezel panels seamlessly blend into any indoor environment, allowing for captivating visual experiences.

Durable and Versatile Structure


With high-strength frames and ductile cast iron construction, Coral panels are perfect for various installations. Hang, stack, or mount them on walls effortlessly to create immersive effects. Designed to withstand the test of time, Coral panels thrive in any environment, ensuring durability and seamless alignment.

Specifications

Tile	Coral 1.25
Pixel Pitch	1.25mm
LED Configuration	COB LED
Max Brightness Calibrated	1000nits
Panel Dimension	600mm x 337.5mm x 23mm 23.6" x 13.3" x 0.95"
Panel Resolution (H x V)	480 x 270
Weight Per Panel	8kg / 17.6lbs
Power Consumption Max / Average	75W / 35W
Transparency	Solid
Serviceability	Front
Viewing Angle Vertical	160°
Viewing Angle Horizontal	140°
Refresh Rate	3840Hz
Gray Scale	16bit
Frame Material	Die-casting
Operational Temp / Humidity	-20°~ 45°C, 10-90% RH -4°~113°F, 10-90% RH
IP Rating	Indoor
Certifications	CE, ETL, FCC

Notes: The specifications are for reference, actual values may vary.

Dimensions



www.roevisual.com

ROE China | ROE US | ROE EU | ROE UK | ROE JP | ROE ME
roe@roevisual.com